










## LINKAGE SETUP FORM RAPTOR 90 SE

MODEL NAME: \_\_\_\_\_

LINKAGE	MEASUREMENT	IMAGE
Servo To Right & Left Cyclic Bellcrank		
Right & Left Cyclic Bellcrank To Swashplate		
Servo to intermediate arm		

<p>Intermediate arm to elevator rocker arm</p>		
<p>Long Linkage From Swashplate To Upper Mixing Arms</p>		
<p>Short Arms From Upper Mixing Arms To Blade Holder Arms</p>		
<p>Collective Rocker Arm To Servo</p>		

Throttle servo to engine

